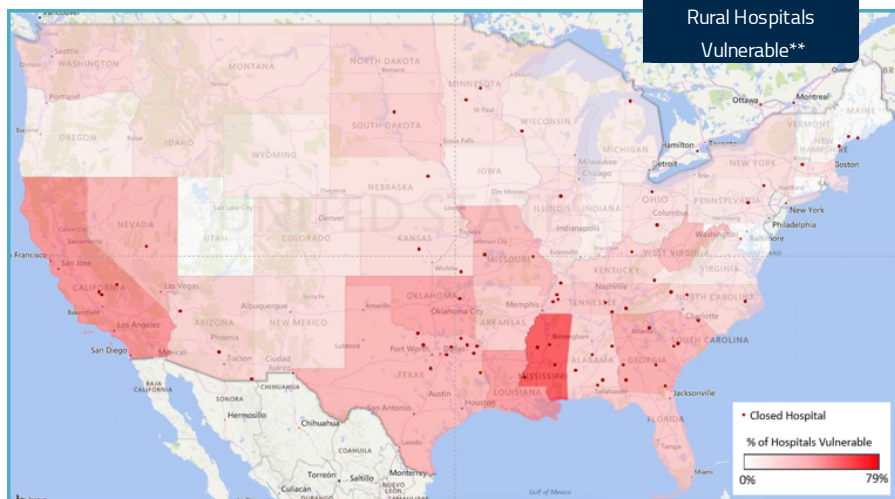


## Rural Hospital Closures since 2010\*

**88**

### Rural Hospital Vulnerability Heat Map\*\*



## Losing vulnerable rural hospitals would jeopardize...



**11.7M**

Patient Encounters within 1 year\*\*



**99,000**

Healthcare Jobs Lost within 1 year\*\*



**137,000**

Community Job Lost within 1 year\*\*

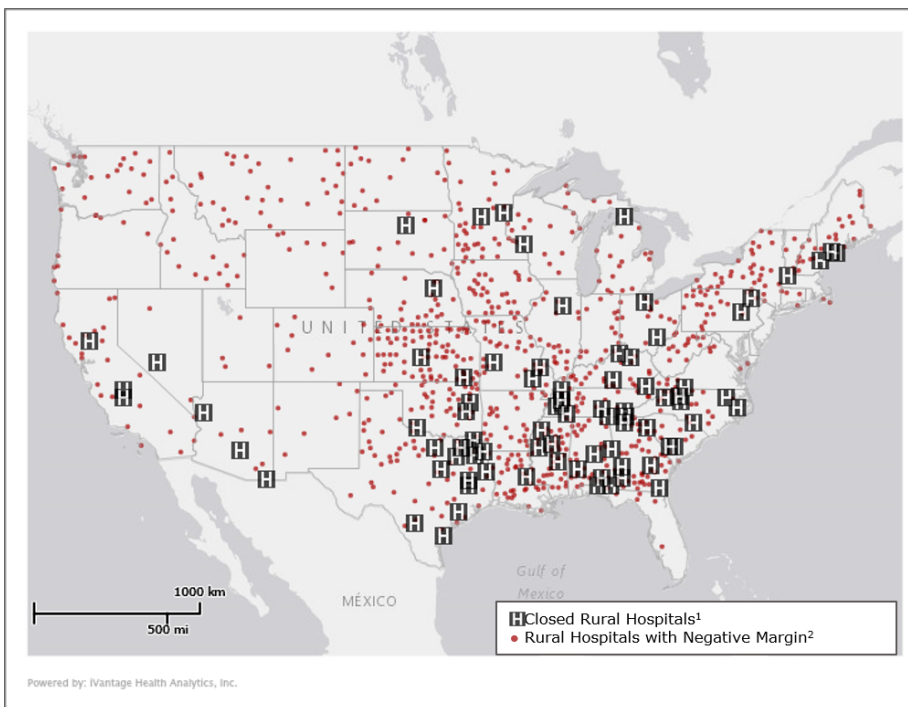


**\$277B**


Loss to GDP within 10 years\*\*

**2018**

Multiple pressure points are pushing a greater number of rural provider operating margins into the red (2018)\*\*\*



## Impact of Medicare Cuts on Rural Communities Negative Operating Margins



**40%**  
2017



**44%**  
2018

The percentage of rural providers operating in the red jumped four percentage points in 12 months.\*

## Impact of Existing Cuts to Rural Provider Revenue Sequestration, Bad Debt, PPS Coding Offset, 340B\*



**\$55M**

Revenue lost within 1 year



**12,000**

Jobs lost within 1 year



**\$1.4B**

GDP lost within 1 year